

FOLDING SLIDING DOORS ENQUIRY/ORDER FORM

Company:

Account No.

Address:

..... Postcode:

Tel:

Fax:

Contact Name:

Email:

Requested Delivery Date:
(Lead time of 10 working days)

Order Reference:

Signature:

Page of

Quote	
Order	

FOLDING OPTIONS (When viewed from outside)

NB. Minimum sash width 550mm per pane, maximum sash width 1000mm per pane.





Total number of leaves For example: 3 Total number of door leaves	Number of leaves folding left 1 Number of door leaves opening left	Number of leaves folding right 2 Number of door leaves opening right
--	---	---

DIMENSIONS

Overall width:
.....
Maximum width: 6000mm

Overall height:
.....
Maximum height: 2400mm

EXTERNAL STYLING

<input type="checkbox"/> Pencil Round	
<input type="checkbox"/> Chamfered	
<input type="checkbox"/> Squared	
<input type="checkbox"/> Decorative	

**44mm Triple Glazed - Pencil Round only*

FRAME COLOUR

Internal:	External:
<input type="checkbox"/> White	<input type="checkbox"/> White
<input type="checkbox"/> Cream	<input type="checkbox"/> Cream
<input type="checkbox"/> Grey	<input type="checkbox"/> Grey
<input type="checkbox"/> Black	<input type="checkbox"/> Black

OPENING IN/OUT

Open in Open out

HARDWARE

Anodised Silver (matt finish)

Anodised Black (matt finish)

*Locks/keeps are Anodised Silver.
Roller units are Black Anodised powder finish.*

SILL TYPE

Outward opening only

<input type="checkbox"/> Standard integrated 120mm sill	<input type="checkbox"/> Frame - No sill
<input type="checkbox"/> Part M low threshold*	<input type="checkbox"/> Frame - 150mm sill
<input type="checkbox"/> Part M low threshold ramp/cover*	
<input type="checkbox"/> Part M low threshold ramp/ramp*	

**All Silver Anodised Aluminium*

GLAZING BEAD


Squared/Squared - 28mm - 4 Sides

Squared/Chamfered - 28mm - Chamfered Verticals

Squared/Squared - 44mm - 4 Sides

GLAZING OPTIONS

(All Toughened)

<input type="checkbox"/> Standard double glazed - 28mm (1.5W/m ² K U-value*)	<input type="checkbox"/> Triple glazed - 44mm (1.0W/m ² K U-value*)
<input type="checkbox"/> Celsius double glazed - 28mm (1.4W/m ² K U-value*)	<input type="checkbox"/>  Standard double glazed (Laminated) - 28mm (1.5W/m ² K U-value*)

**Figures quoted are whole door U-values based on BFRC standard bi-fold door*

SILICONE

Colour matched to external colour - tick if not required

SKETCH YOUR DESIGN HERE: (When viewed from outside)

Additional notes:

.....

.....

Phone 01226 715250
Fax 01226 707947
Email sales@bisonframes.co.uk
Web www.bisonframes.co.uk