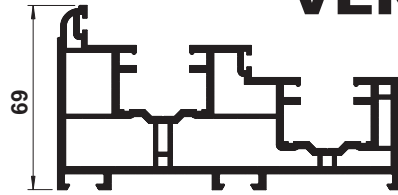
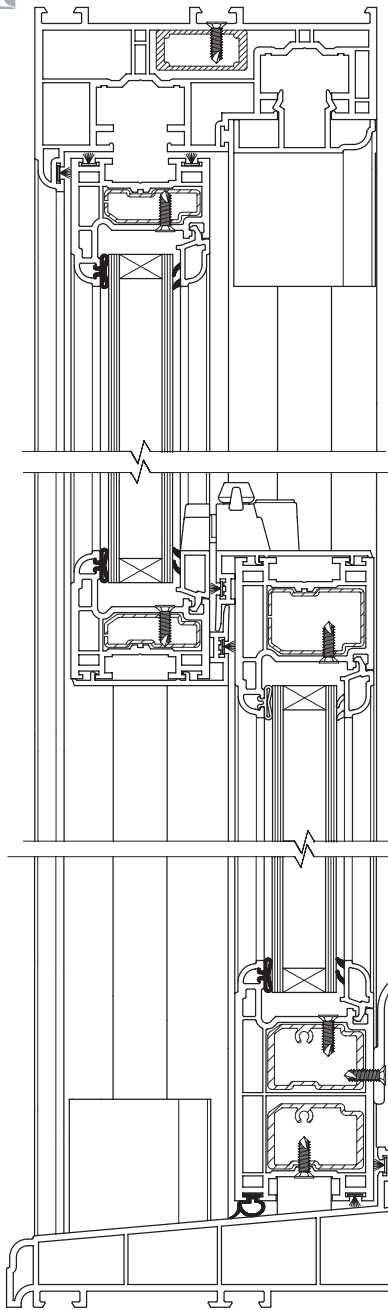
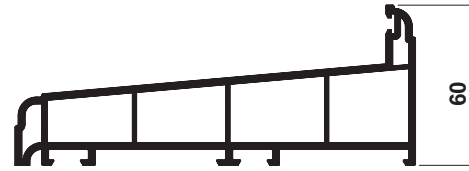


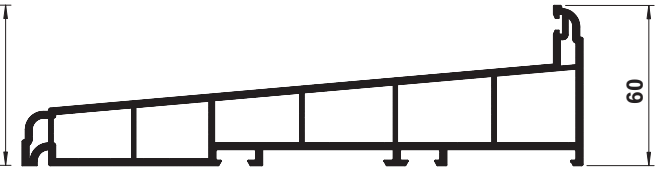
# VERTICAL SLIDER



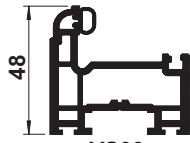
**VS01**  
OUTER FRAME (128mm)



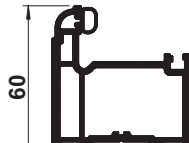
**VS02**  
CILL (150mm)



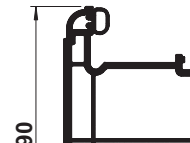
**VS14**  
EXTENDED CILL (210mm)



**VS03**  
SMALL SASH



**VS04**  
STANDARD SASH



**VS05**  
BOTTOM RAIL



**VS06**  
SQUARE BEAD



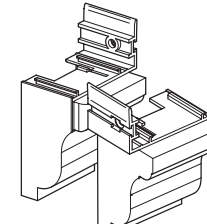
**VS07**  
OVOLO BEAD



**VS11**  
SMALL GEORGIAN BAR



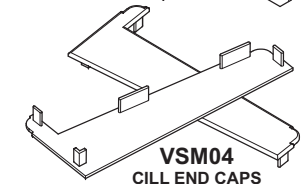
**VS12**  
LARGE GEORGIAN BAR



**VSM01**  
DECORATIVE HORNS



**VSM14**  
CILL END CAPS



**VSM04**  
CILL END CAPS



**VS09**  
INTERLOCK



**VS10**  
SASH STOP



**VS15**  
WOOLPILE INFILL



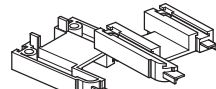
**VS13**  
WOODGRAIN COVER TRIM



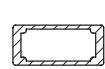
**VSM02**  
SASH STOP END CAPS



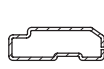
**VSM05**  
SASH BLOCK



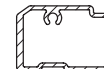
**VSM06**  
BOTTOM RAIL JOINT



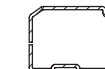
**VSR1**  
OUTER FRAME ALUMINIUM



**VSR3S**  
SMALL SASH STEEL



**VSR5**  
BOTTOM RAIL ALUMINIUM



**VSR44S**  
STANDARD SASH STEEL



**VSR9**  
ALUMINIUM INTERLOCK



**133400**  
GLAZING SEAL



**133502**  
**137502**  
BOTTOM SEAL



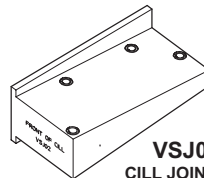
**700618**  
**700619**  
FRINGE SEAL



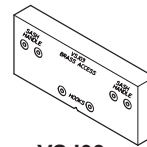
**700601**  
PILE SEAL



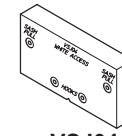
**VSJ01**  
BALANCE FIXING JIG



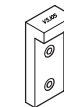
**VSJ02**  
CILL JOINT JIG



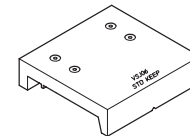
**VSJ03**  
BRASS HANDLE JIG



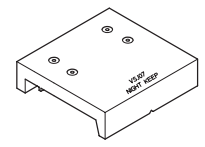
**VSJ04**  
WHITE HANDLE JIG



**VSJ05**  
BOTTOM RAIL JIG



**VSJ06**  
CAM LOCK JIG



**VSJ07**  
CAM LOCK JIG (NIGHT VENT)



**HORN PIVOT BAR**



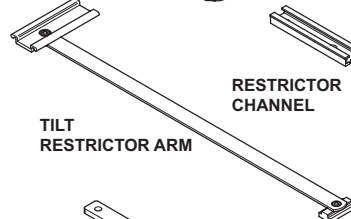
**PIVOT BAR HOUSING**



**CAM LOCK**



**LOCK KEEP**



**TILT RESTRICTOR ARM**

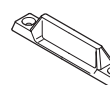
**RESTRICTOR CHANNEL**



**SASH TILT LATCH**



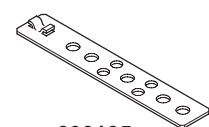
**SASH HANDLE**



**SASH PULL**



**NIGHT VENT KEEP**



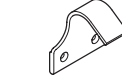
**600105**  
FIXING LUG



**STANDARD PIVOT BAR**



**BALANCE SHOE**



**RAIL LIFT HOOK**



**TILT LATCH BUTTON**



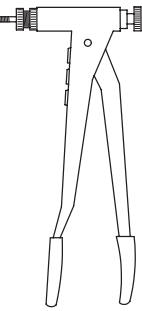
**TOP SASH BUTTON**



**900001**  
BALANCE FIXING



**900003**  
RIV NUT GUN INSERT



**900002**  
RIV NUT GUN